



MODULAR SEQUENCING VALVES

R-932



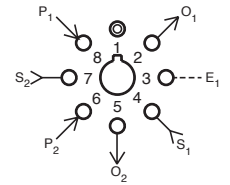
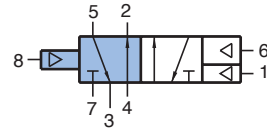
Sequence Valve

Features:

- Indicator shows valve in shaded position
- Micro gap construction - snap action and no blow by

Performance:

Flow: 9 scfm @ 100 psig; 255 l/min @ 6.9 bars
Pilot Pressure Minimum: 20 psig; 1.4 bars
Temperature: 32 to 180°F
Working Pressure: 0 to 150 psig; 0 to 10.3 bars



Uses:

The R-932 Sequence Control Module is a compact, efficient component for creating a sequential system for control of a multi-step operation. It has many uses throughout industry.

Description:

R-932 is a 4-way, 5 ported, double piloted, two position valve designed for sequence control application. Availability of two supply and two output ports enables the module to perform the sequential function. One output controls the operation assigned to that step in the cycle. The other output maintains the next step in a hold mode until ready for release. Likewise, the R-932 uses differential pilots. This enables the signal at port 6 to cancel out the force of the opposite pilot at port 8. Shifting of the valve is not possible until the signal at port 6 is removed. When a step is completed, a limit feedback signal actuates the next step. At the end of the sequence the last step resets all the sequence valves, resetting the operation for the next cycle. For each step in the cycle, a separated R-932 module must be used.

R-934



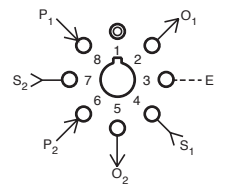
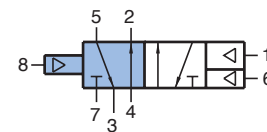
Sequence Valve

Features:

- Indicator shows valve in shaded position
- Micro gap construction - snap action and no blow by

Performance:

Flow: 9 scfm @ 100 psig; 255 l/min @ 6.9 bars
Pilot Pressure Minimum: 20 psig; 1.4 bars
Temperature: 32 to 180°F
Working Pressure: 0 to 150 psig; 0 to 10.3 bars



Description:

The R-934 sequence valve is the same as the R-932 sequence valve with the exception of ports 1 and 6. The R-934 port 6 pilot is the same size as the port 8 pilot. This provides a built in safety that if a limit valve is held actuated, the reset signal at port 6 will not reset the sequence, therefore stopping the system with the indicator being in the down position for trouble shooting. The R-934 sequence valve can only be used on the steps that do not have the input signal held Normally-Open.